

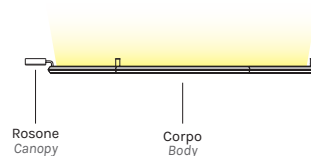
INDOOR - WALL

POLY ESAGONO PL



- alluminio, policarbonato

- aluminum, polycarbonate



Monoemissione

Monoemission

Necessita di kit di fissaggio

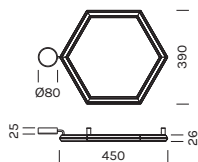
Requires fixing kit



	M 2700K	W 3000K
Power	17.3W	17.3W
Nominal lumen	1896.0lm	2076.0lm
CRI	>94	>94
Supply	24Vdc	24Vdc

Item	Temperature	Canopy	Body
9650	M	-BV	-BR
	W	-OR	-OR

..... composed by
RS44 (1Pz)
9670 (1Pz)



Monoemissione

Monoemission

Necessita di kit di fissaggio

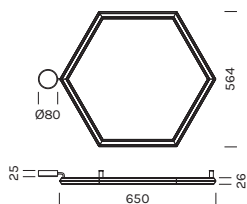
Requires fixing kit



	M 2700K	W 3000K
Power	25.9W	25.9W
Nominal lumen	2844.0lm	3114.0lm
CRI	>94	>94
Supply	24Vdc	24Vdc

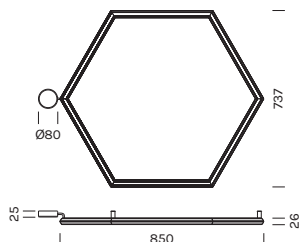
Item	Temperature	Canopy	Body
9651	M	-BV	-BR
	W	-OR	-OR

..... composed by
RS44 (1Pz)
9671 (1Pz)



Monoemissione

Monoemission

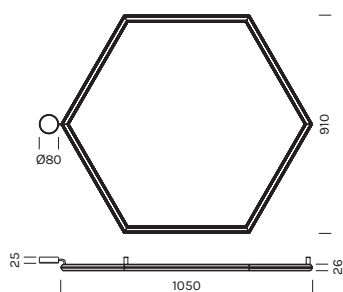
Necessita di kit di fissaggio
Requires fixing kit

9652	M 2700K	W 3000K
Power	34.6W	34.6W
Nominal lumen	3792.0lm	4152.0lm
CRI	>94	>94
Supply	24Vdc	24Vdc

Item	Temperature	Canopy	Body
9652	M	-BV	-BR
.....composed by RS44 (1Pz) 9672 (1Pz)	W	-OR	-OR

Monoemissione

Monoemission

Necessita di kit di fissaggio
Requires fixing kit

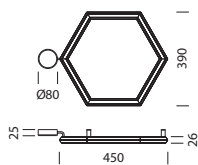
9657	M 2700K	W 3000K
Power	43.2W	43.2W
Nominal lumen	4740.0lm	5190.0lm
CRI	>94	>94
Supply	24Vdc	24Vdc

Item	Temperature	Canopy	Body
9657	M	-BV	-BR
.....composed by RS44 (1Pz) 9677 (1Pz)	W	-OR	-OR

Biemissione

Biemission

Necessita di kit di fissaggio
Requires fixing kit



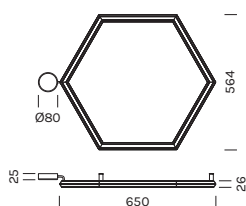
	M 2700K	W 3000K
9660		
Power	↑17.3W ↓17.3W	↑17.3W ↓17.3W
Nominal lumen	↑1896.0lm ↓1896.0lm	↑2076.0lm ↓2076.0lm
CRI	>94	>94
Supply	24Vdc	24Vdc

Item	Temperature	Canopy	Body
9660	M	-BV	-BR
...composed by	W	-OR	-OR
RS44 (1Pz)			
9680 (1Pz)			

**Biemissione**

Biemission

Necessita di kit di fissaggio
Requires fixing kit



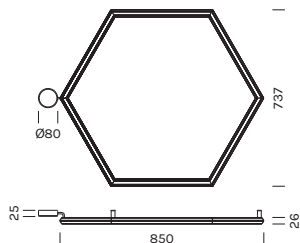
	M 2700K	W 3000K
9661		
Power	↑25.9W ↓25.9W	↑25.9W ↓25.9W
Nominal lumen	↑2844.0lm ↓2844.0lm	↑3114.0lm ↓3114.0lm
CRI	>94	>94
Supply	24Vdc	24Vdc

Item	Temperature	Canopy	Body
9661	M	-BV	-BR
...composed by	W	-OR	-OR
RS44 (1Pz)			
9681 (1Pz)			

**Biemissione**

Biemission

Necessita di kit di fissaggio
Requires fixing kit



	M 2700K	W 3000K
9662		
Power	↑34.6W ↓34.6W	↑34.6W ↓34.6W
Nominal lumen	↑3792.0lm ↓3792.0lm	↑4152.0lm ↓4152.0lm
CRI	>94	>94
Supply	24Vdc	24Vdc

Item	Temperature	Canopy	Body
9662	M	-BV	-BR
...composed by	W	-OR	-OR
RS44 (1Pz)			
9682 (1Pz)			

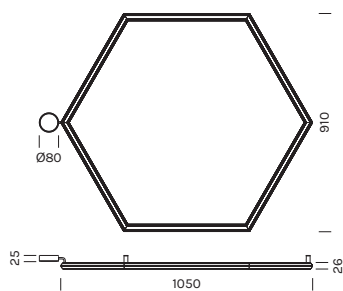


Biemissione





Biemission

Necessita di kit di fissaggio

Requires fixing kit



9667	M 2700K	W 3000K
Power	↑43.2W ↓43.2W	↑43.2W ↓43.2W
Nominal lumen	↑4740.0lm ↓4740.0lm	↑5190.0lm ↓5190.0lm
CRI	>94	>94
Supply	24Vdc	24Vdc

Item	Temperature	Canopy	Body
9667	M	-BV 	-BR 
.....composed by RS44 (1Pz) 9687 (1Pz)	W	-OR 	-OR 

Kit di fissaggio

Fixing kit

3 pezzi
3 pieces







| 30 |

3 pezzi
3 pieces

| 60 |

3 pezzi
3 pieces



| 90 |

Item	Finish
181	-BV  -OR 
182	-BV  -OR 
183	-BV  -OR 

Supporto finto per passaggio cavo in controsoffittature

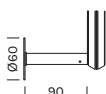
False support for cable passage in countertop

1 pezzo
1 piece

Item	Finish
191	-BV 
	-OR 

1 pezzo
1 piece

192	-BV 
	-OR 

1 pezzo
1 piece

193	-BV 
	-OR 

Driver 24Vdc in tensione in remoto

Remote constant voltage drivers 24Vdc

Item	Power	IP	Dimensions	Dimming
1A0150	30W	IP20	154x50x14	ON-OFF
1A1910	60W	IP20	185x63,5x22	ON-OFF
1A1476	100W	IP20	177x56,4x17,2	ON-OFF
1A0153	150W	IP20	240x60x49	ON-OFF
1A1623	250W	IP20	195x67x31	ON-OFF
1A1999	100W	IP20	201x63x30	L-C
1A0486	150W	IP20	195x67x31	L-C
1A2168	100W	IP20	190x65x22	PUSH DALI
1A2386	120W	IP67	191x63x37,5	DALI
1A2387	200W	IP67	195x68x39,5	DALI PUSH

Centraline dimmerabili in remoto

Remote dimmable controllers

Item	Power	IP	Dimensions	Dimming
1A0837/24	144W	IP20	132x22x20	PUSH DALI 1-10V
1A0838/24	288W	IP20	164x38x25	PUSH DALI 0.1-10V
1A0172/24	288W	IP20	57x44x25	PUSH CASAMBI

Controller 1 canale - DC
1-channel controller - DC